



PHOTO Scavenger Hunt

USING YOUR UNIQUE ARTISTIC EYE, TAKE A PHOTO OF...

RULE OF THIRDS



LICHEN
up close

THE OCEAN



A DIFFERENT
perspective



A SEABIRD



A MUSHROOM
using 3 different

SETTINGS



A FRIEND with
different amounts of light



ILLUSTRATED BY
HEARTWOOD VISUALS




PHOTOGRAPHY TIPS

HOG ISLAND family camp

SUMMER 2019

YOUR PASSION AND CREATIVITY MAKE THE BEST PICTURE... NOT THE CAMERA




by Carrie

1 FIND YOUR UNIQUE artists




AND THINK ABOUT IMAGERY

2 RULE OF THIRDS



BACKGROUND
FOREGROUND

3 PAY ATTENTION to light



YOU ARE A VISUAL STORYTELLER

4 SHIFT YOUR PERSPECTIVE

AND FIND AN INTERESTING SUBJECT



5 EXPERIMENT with your CAMERA SETTINGS

AUTO vs. MANUAL



FASTER = DARKER (less blur)
SLOWER = LIGHTER (more blur)



HOW MUCH light?
WIDE = bright (LOW F-stop)
SMALL = darker (HIGH F-stop)



HIGH = BRIGHTER (more NOISE)
LOW = DARKER (less NOISE)

6 HAVE FUN!

and practice, practice, practice.

